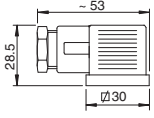


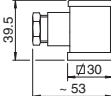
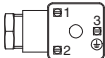



Electric connectors

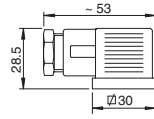


for on/off and proportional valves

1 CONNECTORS FOR ON/OFF VALVES

CODE AND DIMENSIONS	APPLICATION	INTERNAL VIEW PINOUT (1)	FRONT VIEW	CABLE GLAND Ø CABLE	REFERENCE RULES
666 (black) 666/A (grey) <hr/> 667-24 667-110 667-220 	Female plastic connector - 3 pin: - standard coil connector for on/off valves <hr/> Female plastic connector - 3 pin: - standard coil connector for on/off valves with built-in led			PG11 $\varnothing 8 \div 10$ mm	DIN 43650-A/ISO 4400 Protection degree IP 65 EN 60529
669 (black) 669/A (grey) 	Female plastic connector - 3 pin: - optional electronic connector for on/off valves with built-in rectifier bridge for supplying DC coils by AC current			PG11 $\varnothing 8 \div 10$ mm	DIN 43650-A/ISO 4400 Protection degree IP 65 EN 60529

(1) the wiring of electrical terminals has to be made according to specific valve's technical table

2 CONNECTORS FOR PROPORTIONAL VALVES

CODE AND DIMENSIONS	APPLICATION	INTERNAL VIEW PINOUT (1)	FRONT VIEW	CABLE GLAND Ø CABLE	REFERENCE RULES
666 (black) 	Female plastic connector - 3 pin: - standard coil connector for proportional valves			PG11 $\varnothing 8 \div 10$ mm	DIN 43650-A/ISO 4400 Protection degree IP 65 EN 60529

(1) the wiring of electrical terminals has to be made according to specific valve's technical table