

MYATOS GUIDE


MYATOS & SOFTWARE REGISTRATION



MyAtos Registration

Dear Customer, starting from July 2021 the Atos download area has been updated.
 If you have never registered, follow these simple steps to make it.

1.1 Go to in [MyAtos](#) area and click on “Register”



1.2 Fill the following form

Note: (*) fields marked with an asterisk are mandatory

NEW USER ACCOUNT REGISTRATION

COUNTRY * ▼ <input style="width: 95%;" type="text"/>	TITLE ▼ <input style="width: 95%;" type="text"/>
First Name * <input style="width: 95%;" type="text"/>	Last Name * <input style="width: 95%;" type="text"/>
TYPE OF USER * ▼ <input style="width: 95%;" type="text"/>	Company Name / Organization * <input style="width: 95%;" type="text"/>
Address <input style="width: 95%;" type="text"/>	Town/City <input style="width: 95%;" type="text"/>
Postcode <input style="width: 95%;" type="text"/>	Your Position <input style="width: 95%;" type="text"/>
Telephone <input style="width: 95%;" type="text"/>	Ext. <input style="width: 95%;" type="text"/>
Email Address * <input style="width: 95%;" type="text"/>	Confirm Email Address * <input style="width: 95%;" type="text"/>

1.3 Accept the terms and condition and treatment of data and click on “Confirmation”

2.1 The personal data provided by you through the form are available in order to respond to your information request. The processing of personal data for this purpose does not require your consent as the legal basis is contractual. The data will be kept for the time necessary to reply to you.

2.2 By your authorization, the personal data you provide may be used to allow and manage your registration at Company's promotional newsletter, for sending communications and promotional offers relating to the products offered by the Company and / or notification of events such as fairs and congresses, with automated methods of contact (e-mail).
The legal basis for such processing is consent (optional and revocable at any time).
In the absence of your consent, your data will not be processed for the purposes referred in paragraph 2.2. The data will be retained until you request to rescind the consent given.


I agree with privacy policy [terms and conditions](#)

The undersigned also declares that he/she gives his/her specific consent to the treatment of data for the further aims of marketing (ref. 2.2), in particular for the carrying out of direct marketing by sending publicity material and/or information/promotional communications, in relation to the products supplied and/or promoted by the Owner

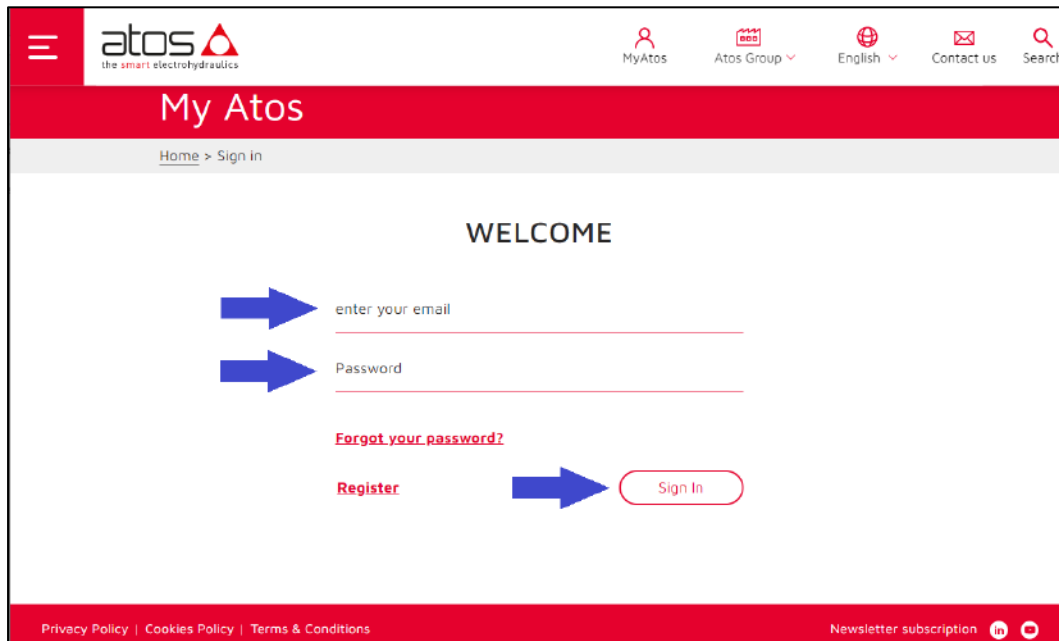
I consent
 I do not consent

1.4 Once the request will be approved you will receive the following email to set your password:


Note: for MyAtos registration issue, you can write at registration-support@atos.com



1.5 Now, to access in MyAtos area, enter your email (see 1.2) and password previously created (see 1.4) and click on “**Sign In**”



- 1.6 If you look for Atos programming software, fieldbus configuration files, USB drivers and manuals, click on “**Download area electronics**”



The Download area electronics always includes:

- E-SW-BASIC - free software, activation not required
- S-SW-SETUP - free software, activation not required
- S-SW-SIZING - free software, activation not required
- USB Drivers
- Fieldbus Configuration Files
- User Manuals

Programming software registration E-SW-* and Z-SW-*

If you purchased a personal copy of our programming software, you can obtain the full access to your MyAtos area and your personal activation code. Please follow the procedure below:

- 2.1 Go in [MyAtos](#) area, perform login with personal email (see 1.2) and password (see 1.4) and then click on “Download area electronics” (see 1.6)
- 2.2 Insert the software serial number and click on “Send”

Note: the serial number is composed by 5 numeric characters

Download Area

Software serial number (5 numeric characters)

Did you purchase your personal copy of our programming software?
 If so, please enter your programming software serial number printed on the DVD and press send to register it.
 Within 2 working days you will receive your personal software activation code via email.

If not, here below you can find our free programming software E-SW-BASIC, please use the FREE ACTIVATION CODE below to activate it.

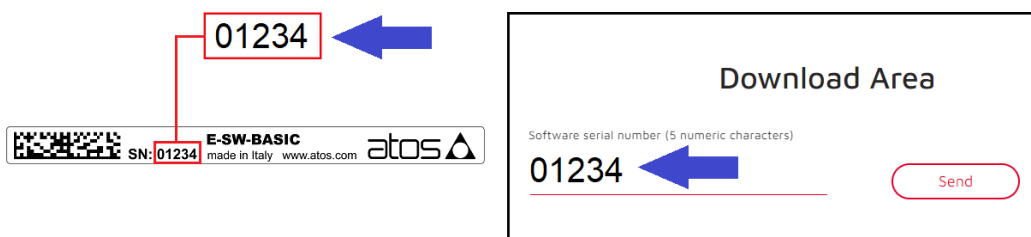
Please insert only the serial number in the format of the examples below, any wrong format will be automatically refused.

Note: for software registration issue, you can write at: ele-support@atos.com

Examples:

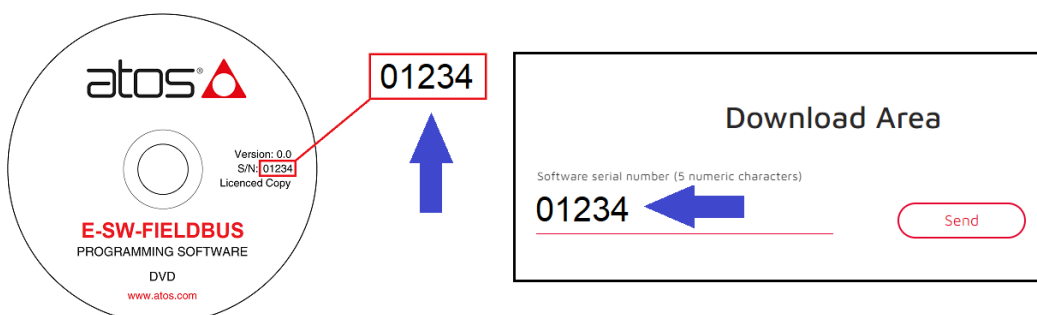
1. USB memory stick format

The software serial number (e.g. **01234**) is printed on a label inside the USB memory stick plastic box



2. DVD format

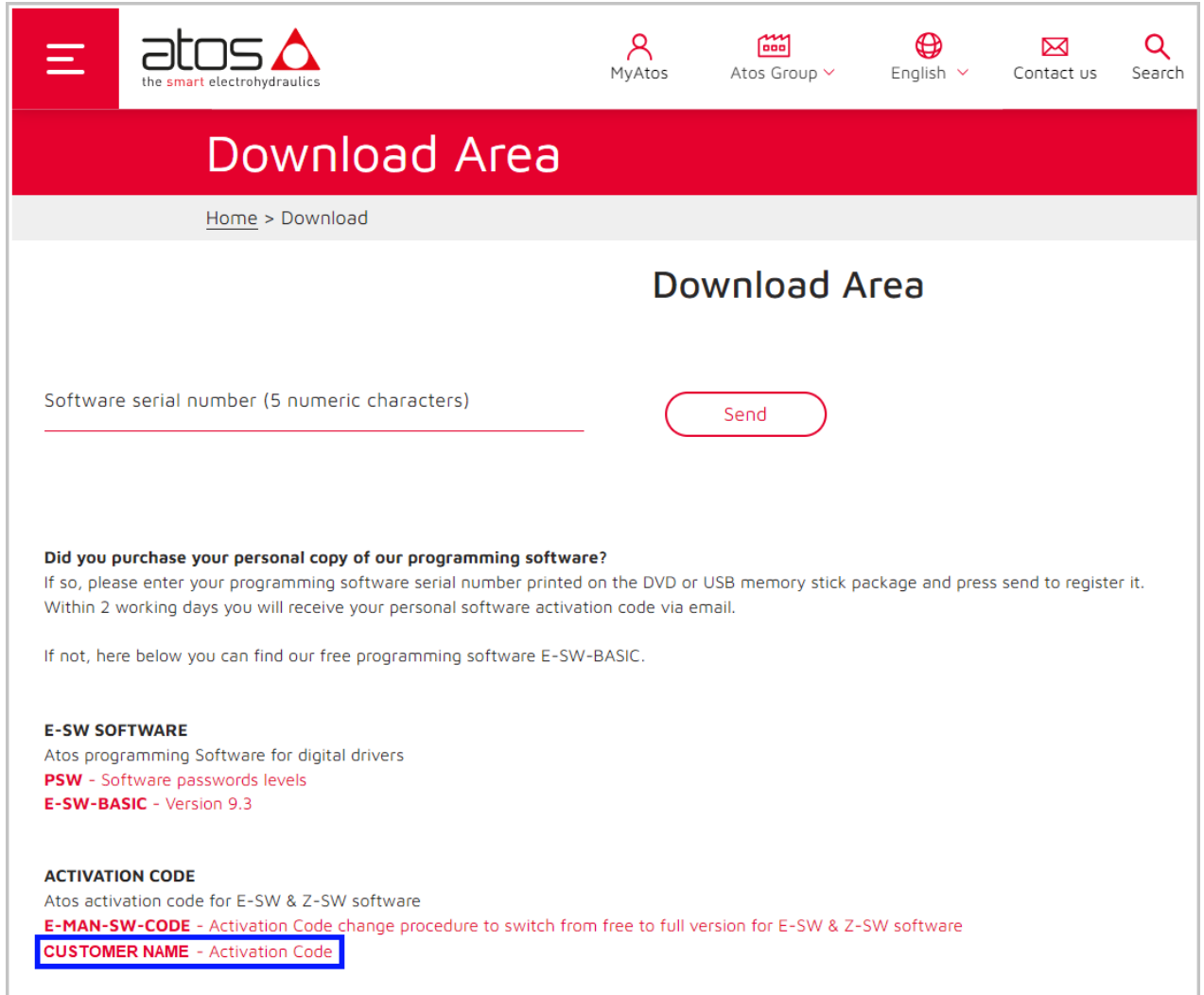
The software serial number (e.g. **01234**) is printed on the DVD



2.3 Within 2 working days Atos electronic support will update your personal area and will send to you an email with software activation code (file *.txt).

Once the email with activation code has been received, go to in [MyAtos](#) area using personal username and password.

In Download area electronics is now possible download the Activation Code.



The activation code file is named with the “company name” used during the registration process to MyAtos.

Example:

Company Name / Organization: **CUSTOMER NAME**

Activation Code file name: **CUSTOMER NAME**



www.atos.com